


OBSERVATORY

THE OPTICIANS

+ Share with a friend 

INDEPENDENT • EXPERIENCED • PROFESSIONAL

Advanced Eye Health Testing

Over 1 million British people are affected by visual impairment or blindness. Many of their conditions could have been treated or prevented if detected early enough.

Retinal Imaging

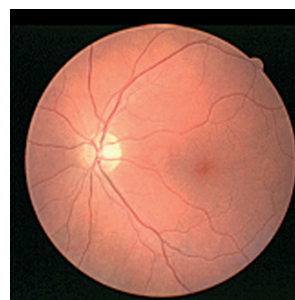
Retinal Imaging (also known as Retinal Photography) is a recent technological advancement in eye care. It enables your optometrist to capture a digital image of the retina, blood vessels and optic nerve which are all located at the back of your eyes. This aids in the early detection and management of diseases that can affect both your eyes and overall health. This includes glaucoma, macular degeneration (both of which can lead to blindness), diabetes and hypertension (high blood pressure, which can lead to heart disease). With retinal imaging technology, the most subtle changes to the structures at the back of your eyes can be detected.

Retinal Imaging is just like having a normal picture taken and the image is captured in seconds using flash photography – nothing touches your eyes.

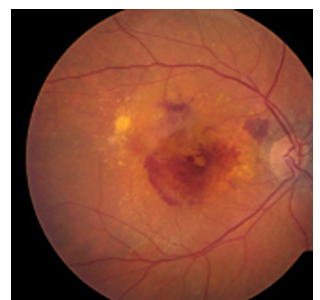
The image is then uploaded onto a computer screen. It can be viewed instantly so that we can discuss our findings with you during your eye examination. The photos can then be stored securely for comparison on your next visit.

Benefits of Retinal Imaging

We can manage your eye health better than ever before with retinal imaging, as it allows for a much more detailed view that cannot be achieved by conventional methods. The ability to compare the images at each eye examination enables us to detect the smaller changes to the retina and therefore pick up earlier signs of disease. Early detection is so important because treatment at an early stage can delay progression and reduce the severity of eye diseases and other health



Healthy Retina



Age-related Macular Degeneration (AMD)

conditions including diabetes. For a future of healthy sight, retinal imaging is recommended as part of your regular eye examination. **Health professionals consider it such an important aid to health that it is now a standard part of the NHS eye examination in Scotland.**

Who should have retinal Imaging?

Everyone who wants the best available eye care but particularly:

- All those over 40
- Family history of eye problems
- General health problems that may affect the eyes
- Anyone who has an abnormality detected using any other method